

# PAID RESEARCH PARTICIPANTS

## INSTRUCTIONS FOR USING THE VANDERBILT PSYCHOLOGY

### Research Sign-Up System

#### Introduction

The **Vanderbilt Psychology Research Sign-Up System** provides an easy method for you to sign up for studies. Everything is done through the software's web-based interface, so you can access the system at any time, from any computer, with a standard web browser.

#### Getting Started

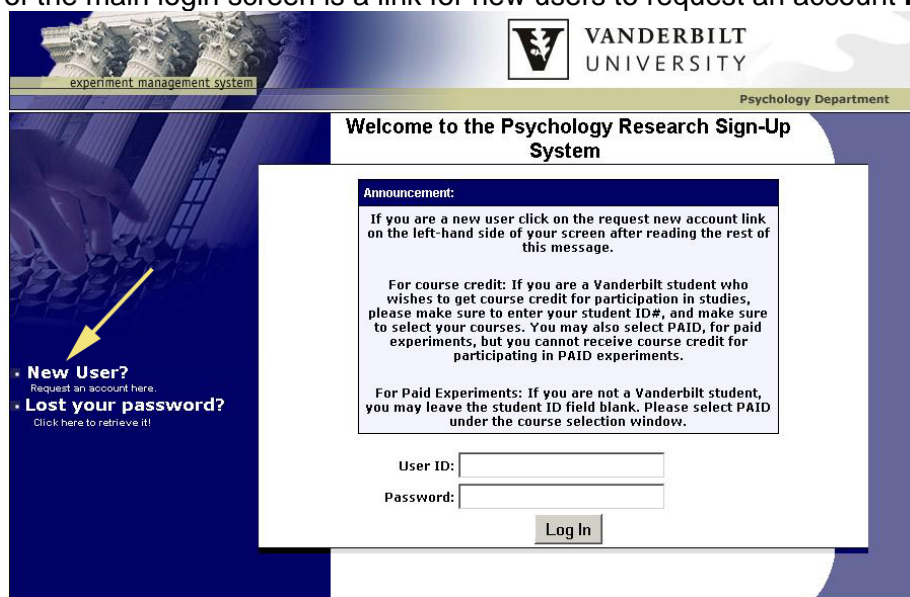
Using a web-browser (such as Internet Explorer or Netscape), go to:

<http://vanderbilt.sona-systems.com/>

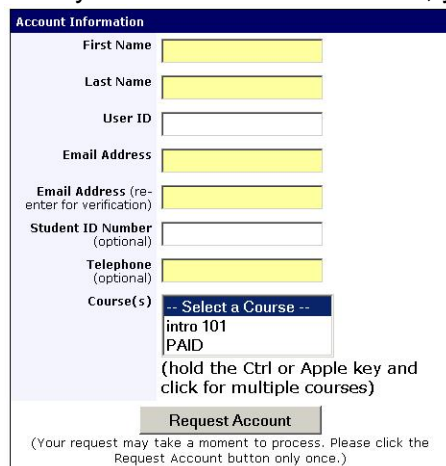
Note: The system works best if you use a web browser that is reasonably up to date. It works well with Internet Explorer version 4 and above, and Netscape version 4 and above. It will work with other web browsers, and with older version of Internet Explorer and Netscape, however the layout may not be as clean.

#### Requesting an Account

On the left side of the main login screen is a link for new users to request an account **New User?**).



After you click the New User link, you will be asked to provide some contact information.



Please make sure to provide a valid email address. You do not need to enter a student ID # . Select **PAID** for the course. Telephone numbers are optional, but highly recommended in case a researcher needs to contact you (for instance if a study has to be canceled at the last moment).

After you complete the form, you will receive an email notification immediately with your login information. You will be assigned a default password, which you can change after your first login.

## Logging In

Once you have your login information, go back to the login screen at <http://vanderbilt.sona-systems.com/> and enter your user ID and password to login.

## Retrieving a Lost Password

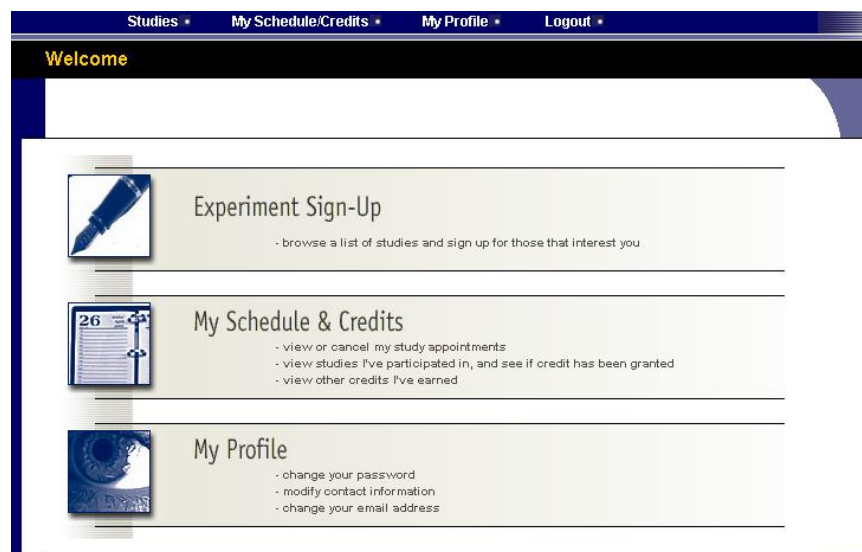
If you ever forget your password, there is an option on the bottom left of the front login screen to have the password sent to the email address that you have entered in the system.

## First Login & Pretest

The first time you log in, you will be asked to participate in a pretest that asks for information that helps to determine which studies you qualify for. The pretest includes some questions about your health history. You may choose not to answer certain pre-test questions, but this may limit the number of studies that you can participate in. The information from the pretest is stored in a confidential database. In order to protect your privacy, the information is coded with a unique identifier instead of your name. The database is stored on a firewall protected server, and the only individual who can access this information is the website administrator (who still cannot directly link a name to the pretest answer). The information is maintained in strictest confidence and is not accessible by any of the researchers, your instructors, or any other members of the Vanderbilt community. The pretest information is only used to determine which studies you qualify for. The Research Sign-up system will only display for you studies that you qualify for in order to prevent you from wasting time showing up to studies that you cannot participate in. At the end of the pretest, you will have a chance to review and change any of your responses. You only need to complete this test once. The system is set up so that once you have saved the pretest, you cannot modify it again, so answer the pretest carefully. If you have questions or concerns about the pretest, or if for some reason you feel like you need to change a pretest response after having saved it, please contact the system administrator ([shannon.cain@vanderbilt.edu](mailto:shannon.cain@vanderbilt.edu)).

## The Main Screen

After you have completed the pretest and acknowledged the human subjects policy, you will see a main screen that will allow you to view and signup for studies (experiments), examine what studies you have scheduled and completed, and manage your profile on the system. This is the first screen that you will see whenever you log back into the system.



## Changing Your Password and Other Information

If you would like to change your password or other information about yourself, choose **My Profile** from the top toolbar. If you would like to change your password, type your new password (twice, for confirmation) in the provided boxes. If you do not want to change your password, simply leave these boxes empty.

## Viewing Studies

To view a list of studies, click on **Studies** from top toolbar or **Experiment Signup** from the main page. You will see a list of studies, a brief description of each study, as well as any special requirements that may restrict your eligibility to participate in the study. To view more information about a study, click on the name of that study.

Studies		
Available?	Study Information	Restrictions
<b>Timeslots Available</b>	<b>Face Parts</b> Matching face parts.	18-45 years, with normal or corrected-to-normal vision Sign-up restrictions (study prerequisites or disqualifiers).
	<b>Visual memory for colored bars (wilson 627)</b>	
	<b>Visual memory and cueing (Room 627 Wilson)</b>	normal, corrected normal
	<b>Color Word and Patch Experiment</b> Reading color words and naming color patches	native English speaker, normal color vision, normal or corrected-to-normal vision
<b>Timeslots Available</b>	<b>PAID STUDY: Car Parts 6</b> (2-Part Study) Matching car tops and bottoms	8-35 years and have normal or corrected-to-normal vision, ability to remember rapidly presented stimuli and has not participated in any other car parts matching experiments in our lab.

Studies that currently have available participation times (timeslots) will have **"TIMESLOTS AVAILABLE"** listed on the left side of the screen. If no studies have available timeslots, you may want to logon to the system a few days later to see if new timeslots have been added.

## Signing Up For Studies

Study Information	
Study Name	Psychology Rocks
Abstract	Listen to Rock Music
Description	This study examines whether listening to Pink Floyd improves your mood.
Duration	75 minutes
Pay	\$25
Researcher	Email: PinkFloyd@vanderbilt.edu
Principal Investigator	Mr. Floyd

**. View Time Slots for This Study**

To sign up to participate in a study, find the study you would like to participate in, click on the study name for more information. You will see a description of the study, the number of credits or pay offered, as well as a contact person if you have questions about the study. You may also see a URL for the study.

You may also see a list of any special restrictions or eligibility requirements. Some restrictions are automatically enforced by the system. If the study has certain pre-requisites or disqualifiers (studies you must *not* have participated in to participate in this study), those will be listed. The study may have other restrictions listed as **Subject Restrictions**. If listed, then the system does *not* enforce this restriction, but you should only sign up for the study if you meet these requirements. If you sign up for the study and you do not meet the restrictions, you will likely not receive credit for the study.

Once you have determined you meet all the requirements, click on **View Timeslots for This Study** and you will see a list of available timeslots. Choose a timeslot that is convenient for you, and click **Sign Up**.

Timeslots		
Date	Location	Sign Up?
Monday, August 23, 2004 10:30 AM - 11:00 AM	633 Wilson Hall	<a href="#">Sign Up</a>
Monday, August 23, 2004 11:00 AM - 11:30 AM	633 Wilson Hall	<a href="#">Sign Up</a>
Monday, August 23, 2004 11:30 AM - 12:00 PM	633 Wilson Hall	<a href="#">Sign Up</a>
Monday, August 23, 2004 12:00 PM - 12:30 PM	633 Wilson Hall	<a href="#">Sign Up</a>

After you click **Sign Up**, you will see information displayed confirming the time and location of the study you plan to participate in. You will receive an email confirmation. You are now signed up for the study.

Some studies require a special password to sign up. If this is the case, it will be noted. The researcher should have given you this special password. It is *not* the same as the password you use to login to the system. You will need to enter the special sign-up password just before you click the **Sign Up** button to sign up for a timeslot.

You may only sign up for a timeslot up until a certain time before that timeslot is scheduled to occur. The system will not show a **Sign-Up** button for timeslots where it is too late to sign up.

## Canceling a Sign-up

My Schedule and Credits

### Credit Information

You have earned 0 credits out of the 0 credits you must earn.

### Study Sign-Ups

Sign-Ups						
Study	Time	Location	Credit Status	Course	Comments	Cancel?
Oral Cooling(2) (\$25)	August 19, 2004 3:15 PM - 4:30 PM	219 Wilson Hall	Awaiting action from researcher.	PAID		<a href="#">Cancel</a>

If you need to cancel a timeslot you have signed up for, you can do this from the **My Schedule and Credits** page. Choose the **My Schedule/Credits** option from the top toolbar. You will see listed all the studies you have signed up for, as well as those you have completed. Studies you have signed up for that you are allowed to cancel will have a **Cancel** button next to them.

There is a time limit (deadline) before the study is to occur, after which it is too late to cancel. This restriction is listed at the bottom of the page. As a paid subject there is no penalty for a late cancellation or a no-show. However, some of the experiments are quite expensive to run and the researchers may have to pay for the time that they have scheduled (for neuroimaging experiments, this can run hundreds or even thousands of dollars). So please try to always notify the researcher if you cannot make a study. **Individuals who repeatedly fail to show for studies without appropriately canceling experiments will be deleted from the system.**

Once you click **Cancel** to cancel your sign-up, you will see a confirmation page. You will also be warned if your cancellation might affect your ability to participate in other studies you have signed up for, due to pre-requisite restrictions. Click **Yes** to cancel your sign-up, and the sign-up will be cancelled.

### ***Two-Part Studies***

Some studies are two-part studies. Depending upon the laboratory, the researcher may list these as two separate studies and only allow you to sign up for the second part of the study after you have completed the first part. Other studies are set up where you must sign up for both parts of the study at once, with the two parts scheduled a certain number of days apart. These studies will be clearly marked. If you cancel the first part of a two-part study, the second part will also be cancelled. If you cancel the second part of a two-part study, the first part will *not* be cancelled, but you will need to ask the researcher to sign you up for the second part again, if you would like to participate in it at a later date.

### **Logging Out**

*For security purposes you should always logout of the system by clicking on **logout** at the right side of the top menu bar.* This is particularly important if you are accessing the site from a public computer.

### **Problems and Caveats**

If you have problems using the system, contact the system administrator ([Shannon.c.cain@vanderbilt.edu](mailto:Shannon.c.cain@vanderbilt.edu)).